



**ecoHITCH** -Designed Specifically For Your **Green Vehicle**

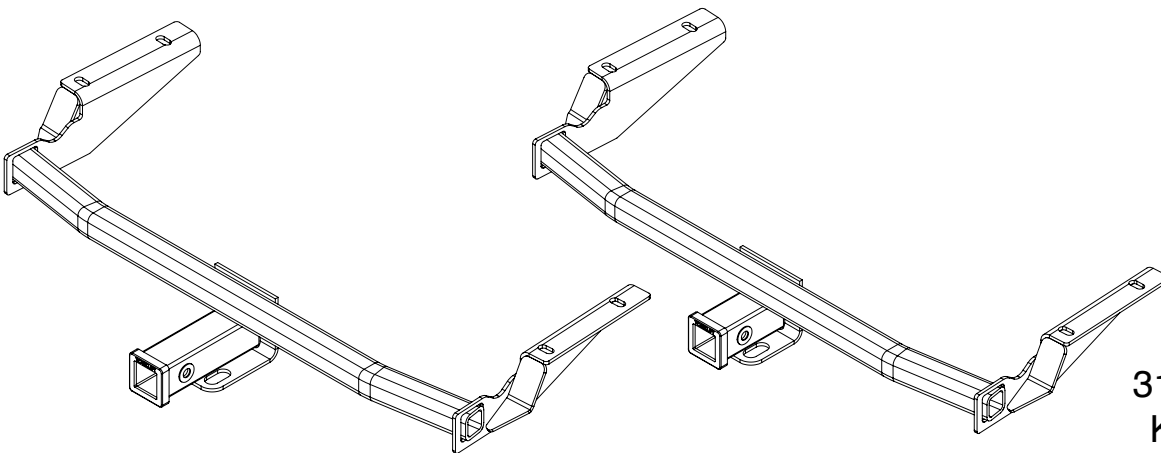
# Installation Instructions

Application Fits

2006-2012 Toyota Rav 4 w/spare Tire  
2010-2012 Toyota Rav 4 w/o spare Tire  
X7152, X7174, X7231, X7232

2" & 1.25" EcoHitch Stealth

3,500 lbs Weight Carrying/350 lbs Tongue Weight



Torklift Central  
315 Central Ave N  
Kent, WA 98032  
253-854-1832  
[www.torkliftcentral.com](http://www.torkliftcentral.com)  
[support@tlcentral.com](mailto:support@tlcentral.com)

## Stay Connected



Bolt Kit Weight: 334g +/-

Hardware Included

QTY	Fastener
4	M12-1.25x40mm
8	1/2" FlatWasher
4	1/2" Lock Washer

**READ THESE INSTRUCTIONS THOROUGHLY AND ACCOUNT FOR ALL HARDWARE LISTED BEFORE BEGINNING INSTALLATION!**

**Step 1.** Raise rear of vehicle for easy access and support with stands or other safety equipment.

**Step 2.** Locate bumper clips on drivers and passengers side of vehicle near lower portion of bumper. Remove these clips and set aside for re-installation.




Fig. [1]



Fig. [2]

**Step 3.** Remove factory tow hook. Tow hook will not be re-installed. Keep hardware and tow hook if you choose to re-install at a later time.



Fig. [3]

**Step 4.** Locate the two factory threaded holes in each side of the frame.

**NOTE:** Some frames may have excessive amounts of undercoating. You will need to remove the undercoating to locate holes.



Fig. [4]




Fig. [5]

**Step 5.** Take (1) M12-1.25x40mm bolt, (1) 1/2" lock washer, and (2) 1/2" flat washers. Place hitch into position on frame. You will need to take the plastic bumper tabs that you removed the clips in Step 1 and pull them back to allow the hitch to move under the tabs. Line up the holes in the hitch with the threaded holes in the frame. Take the hardware listed above and thread the bolt into the hitch. Hand tighten. Repeat process on remaining (3) holes.



Fig. [6]



Fig. [7]

**Step 6.** Wrap the bumper tabs below the hitch cross tube. Place clips removed from Step 1 back into position.

Plastic Bumper Tab



Fig. [8]

**Step 7.** Torque all hardware down to 65 ft-lbs.

**Congratulations on the successful installation of your EcoHitch for the Toyota Rav4!**

It is designed with a lifetime warranty for a lifetime of enjoyment. If you have any questions or suggestions, feel free to contact us by email at [support@tlcentral.com](mailto:support@tlcentral.com) or by phone at (253)-854-1832

# WARRANTY/DISCLAIMER INFORMATION

Torklift Central requires proof of purchase for warranty claim registration, with pictures of any defective product before issuing a replacement. Torklift will not accept claims on any product without proof of purchase, which can be faxed, scanned, emailed or mailed to the information provided below. Torklift Central warrants its hitches, custom hitch receivers and accessories (excluding electrical wire harnesses which carry a warranty from their specified manufacturer) from date of purchase against defects in material and workmanship under normal use and service for the ownership life of the original consumer purchaser. Torklift Central will replace free of charge any part that proves defective in material or workmanship when presented to Torklift Central, transportation charges prepaid by purchaser, at the address below. **This warranty is limited to defective parts replacement only. Labor charges and/or damage incurred in installation or replacement, as well as incidental and consequential damages connected therewith are excluded.** This warranty does not include normal wear and tear or the finish and paint. Rusting, cracking or peeling of the finish is also excluded. Some states do not allow the exclusion or limitation of incidental or consequential damages, so the above limitation or exclusion may not apply to you. Any damage to Torklift Central products as a result of misuse, abuse, neglect, accident, improper installation or any use violative of instructions furnished by Torklift Central will void the warranty. This warranty gives you specific legal rights and you may also have rights, which vary from state to state. With warranty service, you may be able to go to a small claims court, a state court or a federal district court.

Although Torklift Central trailer hitches are both tested and rated for towing within the specific capacity label found on each trailer hitch. Torklift Central assumes no liability for vehicle manufacturers warranty due to the use of a Torklift Central trailer hitch being used for towing behind any vehicle or using the trailer hitch in a manner that it was not designed for. Although this specific trailer hitch has a load rating, which includes trailer tongue weight, and a trailer weight carrying capacity, Torklift Central is not responsible for the voiding of any warranty on any vehicle due to factory towing limitations. All vehicle warranties are the sole property and responsibility of the owner of the vehicle that the Torklift Central trailer hitch is installed upon. Torklift Central does not endorse towing behind any vehicle if the vehicles manufacturer states that towing is not recommended. Check your vehicle's owner's manual for the proper tow rating of your vehicle.

**ADDRESS:** 315 Central Ave N. Kent, WA 98032

**\*WARNING\*** Your vehicle may have a lower tow rating than this trailer hitch. If your vehicle's tow rating is less than the rated towing capacity on your Torklift Central trailer hitch, your trailer hitch capacity is limited to your vehicle's factory rated towing capacity.

**FOR EXAMPLE:** the label on your Torklift Central trailer hitch states it's capacity is rated for 500 pounds tongue weight and 5,000 pounds towing weight. However your vehicle's factory rated towing capacity is limited to only 350 pounds tongue weight and 3,500 pounds towing weight. In this example your maximum towing capacity of your Torklift Central trailer hitch is limited to 350 pounds tongue weight and 3,500 pounds towing weight as stated by your vehicle's maximum factory tow rating.

**\*DANGER\*** Never exceed your vehicle's manufacturer's recommended towing capacity which may be a lower rating than this trailer hitch

Unsure of your tow rating? Download our towing app from the app store to find your vehicles tow rating.  
[www.torkliftcentral.com/app.php](http://www.torkliftcentral.com/app.php)