



TORKLIFT CENTRAL™

Serving With Excellence Since 1976

ecoHITCH

-Designed Specifically For Your **Green Vehicle**

Installation Instructions

Application Fits
2013-2016 Toyota Rav 4
X7219 & X7220

2" & 1.25" EcoHitch Stealth
350 lbs. Tongue Weight/ 3,500 lbs. Towing Weight

Torklift Central
315 Central Ave N
Kent, WA 98032
253-854-1832

www.torkliftcentral.com
support@tlcentral.com

Stay Connected



torkliftcentral



torkliftcentral



tlcentral



torklift central



torklift central



Bolt Kit Weighth: 228g +/-

Hardware Included

QTY	Fastener
8	1/2" Flat Washer
4	1/2" Lock Washer
4	M12-1.25x40mm Hex Cap Bolt
1	Velcro Square

READ THESE INSTRUCTIONS THOROUGHLY AND ACCOUNT FOR ALL HARDWARE LISTED BEFORE BEGINNING INSTALLATION!

Step 1. Raise the vehicle on ramps or suitable jack stands.

Step 2. Remove the (2) plastic covers on the underside of the vehicle and save all plastic clips for re-installation.



Fig. [1]

Step 3. Lower the exhaust by lubricating the two rubber exhaust bungs with WD-40 or equivalent. Support the exhaust with a stand.
DO NOT LET EXHAUST HANG FREELY.



Fig. [2]



Fig. [3]

Step 4. Remove the bracket on the exhaust muffler and discard.



Fig. [4]

Step 5. Unbolt the Keyless Entry System Antenna from underneath the bumper. Once unbolted, remove the (2) bolts from the bracket to the antenna itself and discard the holding bracket. **DO NOT LET ANTENNA HANG FREELY.**



Fig. [5]



Fig. [6]

Step 6. Remove the tow hook on the driver side of the vehicle and discard.



Fig. [7]


Step 7. Gently bend the manufacturing process tab located on the drivers side of the vehicle reward. See Figure [8] & [9].



Fig. [8]



Fig. [9]



Step 8. On later RAV4 Models (2016) some trimming of the bumper is required to allow clearance for the receiver. See Fig. [10] for trimming dimensions.

Step 9. Place the EcoHitch into position by lining up the holes in the frame plates with the existing weld nuts in the vehicle frame rails. Secure the hitch with (1) M12x40x1.25 bolt, (1) 1/2" lock washer, and (2) 1/2" flat washers and hand tighten. Center the receiver relative to the vehicle and torque bolts to 65 ft-lbs.



Fig. [11]




Fig. [12]

Step 9. Re-install exhaust system by re-lubricating the rubber exhaust bungs. Attach the supplied velcro to the back of the Keyless Entry System Antenna and secure the unit to the cross tube of the EcoHitch. For best results, we have found placing the antenna on the driver side of the cross tube works best.



Fig. [13]

Step 10. Reinstall the drivers side plastic cover. Trim the passengers side cover as shown in Figure [14] and reinstall.




Fig. [14]

Congratulations on the completed installation of the Toyota Rav4 Stealth EcoHitch! It is designed with a lifetime warranty for a lifetime of enjoyment. If you have any questions or suggestions please contact our tech support at support@tlcentral.com or by phone at 253 854-1832.

WARRANTY/DISCLAIMER INFORMATION

Torklift Central requires proof of purchase for warranty claim registration, with pictures of any defective product before issuing a replacement. Torklift will not accept claims on any product without proof of purchase, which can be faxed, scanned, emailed or mailed to the information provided below. Torklift Central warrants its hitches, custom hitch receivers and accessories (excluding electrical wire harnesses which carry a warranty from their specified manufacturer) from date of purchase against defects in material and workmanship under normal use and service for the ownership life of the original consumer purchaser. Torklift Central will replace free of charge any part that proves defective in material or workmanship when presented to Torklift Central, transportation charges prepaid by purchaser, at the address below. **This warranty is limited to defective parts replacement only. Labor charges and/or damage incurred in installation or replacement, as well as incidental and consequential damages connected therewith are excluded.** This warranty does not include normal wear and tear or the finish and paint. Rusting, cracking or peeling of the finish is also excluded. Some states do not allow the exclusion or limitation of incidental or consequential damages, so the above limitation or exclusion may not apply to you. Any damage to Torklift Central products as a result of misuse, abuse, neglect, accident, improper installation or any use violative of instructions furnished by Torklift Central will void the warranty. This warranty gives you specific legal rights and you may also have rights, which vary from state to state. With warranty service, you may be able to go to a small claims court, a state court or a federal district court.

Although Torklift Central trailer hitches are both tested and rated for towing within the specific capacity label found on each trailer hitch. Torklift Central assumes no liability for vehicle manufacturers warranty due to the use of a Torklift Central trailer hitch being used for towing behind any vehicle or using the trailer hitch in a manner that it was not designed for. Although this specific trailer hitch has a load rating, which includes trailer tongue weight, and a trailer weight carrying capacity, Torklift Central is not responsible for the voiding of any warranty on any vehicle due to factory towing limitations. All vehicle warranties are the sole property and responsibility of the owner of the vehicle that the Torklift Central trailer hitch is installed upon. Torklift Central does not endorse towing behind any vehicle if the vehicles manufacturer states that towing is not recommended. Check your vehicle's owner's manual for the proper tow rating of your vehicle.

ADDRESS: 315 Central Ave N. Kent, WA 98032

WARNING Your vehicle may have a lower tow rating than this trailer hitch. If your vehicle's tow rating is less than the rated towing capacity on your Torklift Central trailer hitch, your trailer hitch capacity is limited to your vehicle's factory rated towing capacity.

FOR EXAMPLE: the label on your Torklift Central trailer hitch states it's capacity is rated for 500 pounds tongue weight and 5,000 pounds towing weight. However your vehicle's factory rated towing capacity is limited to only 350 pounds tongue weight and 3,500 pounds towing weight. In this example your maximum towing capacity of your Torklift Central trailer hitch is limited to 350 pounds tongue weight and 3,500 pounds towing weight as stated by your vehicle's maximum factory tow rating.

DANGER Never exceed your vehicle's manufacturer's recommended towing capacity which may be a lower rating than this trailer hitch

Unsure of your tow rating? Download our towing app from the app store to find your vehicles tow